



## As the Needle Turns

Guild meetings & Workshops are held at Union Missionary Baptist Church, 500 S. Martin Luther King Jr. Blvd., Lansing, MI

### 2012-2013 Officers

**President**  
Eileen Gioia

**Vice President**  
Cathy Stewart

**Secretary**  
Chris Yelvington

**Treasurer**  
Julia Oliver

### September 20, 2012

**Heartwarmers Parade**

and

**Whistle Stop demos**

Dog Tooth Border by Janet Scott

Y Seams by John Putnam

Ort Bag by Bonnie Meese


Quick Quilt with Animal Silhouettes by  
Kay Nickols

### November 15, 2012

**Bonnie Hunter**

**Lecture: "Scrap User's System"**

Bonnie says, "This lecture will inspire quilters to organize their scraps and start turning them into beautiful quilts."



**Workshops at Masonic Center in Okemos**

**Sun. Nov. 19: "Star Struck"**  
(pictured above)

and

**Mon. Nov. 19: "Oklahoma Backroads"**

More info at [www.quiltville.com](http://www.quiltville.com)

[Please note: dates and locations of workshops are different than usual.]

### *Inside this issue*

President's Message	2
Fat Chance Themes	2
Guild News and Notes	2
2013 Quilt Show Update	3
Small Groups Information	4
Library Report	5
Tiny Treats	7
Area Quilting Events	8

### October 18, 2012

**Beth Donaldson**

**Lecture, Power Point, and Trunk Show**

**"Quilting in Detroit in the 1930s"**

### **Newsletter and Advertising Information**

► *As the Needle Turns* is published 6 times a year in the odd-numbered months. Deadline for submissions is the 1st of all even-numbered months (Feb., Apr., June, Aug., Oct., Dec.) Please e-mail advertisements (in .jpg or MS Word format) and articles to editor Deb Martens at [deborah.j.martens@gmail.com](mailto:deborah.j.martens@gmail.com). ► **Ad sizes and rates** — We offer three ad sizes as follows: Business card—\$12—3 1/2" wide x 2" high (horizontal); Quarter Page—\$18—3 1/2" wide x 4 1/2" high (vertical); Half Page—\$36—7 1/2" wide x 5" high (horizontal); (Discount for members: Business card—\$10; Quarter-page—\$15; Half-page—\$30; want ad—\$3)

► **Newsletters are now being emailed to all guild members with an email address.** Those who prefer a paper copy should indicated this on their membership form and pick them up at the guild meeting. Any newsletters not picked up will be mailed.



**When you sign up for a workshop, you must pay at that time.**

**If you cancel your registration for a workshop, there are no refunds!**

If you have questions about workshops, please contact Program Chairperson Rosemary Nester at [nesterr@comcast.net](mailto:nesterr@comcast.net).

## PRESIDENT'S MESSAGE

It's so hard to write a message in July that you won't see until September! I'm sure the AQS show was fantastic and we all found inspiration, fabrics, kits, patterns, notions and treasures that we just couldn't resist! The bus trip will live on in infamy, and a great time was had by all. We all look forward to next year! Hope all of you were able to attend! And, hopefully the heat wave has broken and we are enjoying cooler fall weather, and have already started on our "to do" lists of quilts and donations for our quilt show!! Time is just flying by!

This month, I would like to start a new 'feature' - "Word of the Month". The word this month is VOLUNTEER!! (Yes, you've heard this word before.) Volunteers are essential to our organization. Volunteers allow us to perform functions that are impossible without them. As a volunteer you bring much to this organization - skills, advice, experience, friendship, vision, leadership, inspiration, support, etc. Without volunteers, we have no quilt guild - period. Volunteers serve on the board and chair the committees that make this guild what it is. There would be no speakers or their classes, no lending library, no quilter's treasures, no tiny treats or fat chance, no heartwarmers, no community presence, no re-treats, no quilt shows . . . you get the picture.

We can't have a National Quilting Day celebration without volunteers to organize and run it (needed for March).

We can't have a quilt show if we don't have the volunteers to staff it (May). (Thank you to those already working so hard in the planning stages!)

We can't have a quilt guild next year without board members to run it (April).

We have a need, and a place, for EVERYONE to help!! Not just the same people over and over, but EVERYONE! If you are a new member, or a shy member, it's a great way to meet other members and make new friends. If you've been in the guild for years, your experience and knowledge are much needed and appreciated.

So, PLEASE, don't try to look invisible, sneak out of the room, or avoid the sign-up tables when we ask for volunteers. It is your opportunity to really be a part of this guild instead of just a chair warmer. Our guild is only as good as our members make it. And YOU are one of the special, talented, people that can make it awesome!! So, VOLUNTEER! "It's a good thing".

Or - we can just draw names and institute the Draft. :)

Happy Fall Y'all!  
Eileen Gioia

## Guild News and Notes

- Thank you to all of you who donated items for the guild's table at the July garage sale. Special thanks to the sellers who donated some of their profits, and all the generous shoppers who helped us raise \$286.35! I hope you all had fun, found a great deal on something you couldn't resist, and the sellers all made a good profit too! Eileen.
- Congratulations to guild members Kelly Sattler, Peg Stiffler, John Putnam, Dan Burke, and Deb Martens. Their quilts have been accepted as semi-finalists in the Grand Rapids AQS show in August.
- Many guild members have been involved in making quilts for "Quilts of Valor." Sheron Snyder has shared with us the scheduled airings of a PBS special on this quilt project. You can see the show on these dates on WKAR TV:  
 WKAR World Fri 08/17/12 @ 12:00 Noon  
 WKAR HD Sat 08/18/12 @ 5:00 PM  
 WKAR Create Sun 08/19/12 @ 8:00 PM  
 WKAR Create Wed 08/22/12 @ 12:00 Noon  
 WKAR Create Sat 08/25/12 @ 10:00 AM  
 WKAR World Sun 08/26/12 @ 10:00 am
- The Salvation Army Dolls and Bears will be available at the September Guild meeting. The ID problem of last year is supposed to be corrected this year. If you will not be at the Guild meeting and would like a doll and/or bear to dress/decorate, please contact Chris Yelvington.

## Ethelbird & Eliza KIDS

Fabric for Babies,  
Tots and Teens  
Large Selection Online

[WWW.ethelbird.COM](http://WWW.ethelbird.COM)

### 2012-2013 Fat Chance Famous Songs with Fabric Colors

Sept.	Little Brown Jug (Glenn Miller)	Brown Fabrics
Oct.	That Old Black Magic (Ella Fitzgerald)	Black Fabrics
Nov.	Orange Crush (R.E.M.)	Orange Fabrics
Dec.	Silver Bells (Bing Crosby)	Silver Fabrics
Jan.	Nights in White Satin (Moody Blues)	White Fabrics
Feb.	Touch of Grey (Grateful Dead)	Grey Fabrics
March	Blue Moon of Kentucky (Bill Monroe)	Blue Fabrics
April	Green, Green Grass of Home (Tom Jones)	Green Fabrics

Submitted by Janet Keesler and Billie Piazza

### ***Going to Pieces: Capitol City Quilt Guild's 2013 Quilt Show Planning Committee Update***

Before we know it, the volunteer sign-up sheets will be at our meetings, you will be turning in your quilt registration forms, and more and more items will be accumulated for the boutique and silent auction. It is now August and the show is only nine months away. I know that seems like quite a while, but in retrospect it has already been 15 months since our last show.

Every year your show committee emphasizes the importance of every member of the guild volunteering. It is YOUR show and you make it a success or a flop. This concept of volunteering is going to be pushed a little bit more into the forefront of your thinking, as right on the registration form you are going to be asked "in what capacity are you volunteering". There are many other guilds that REQUIRE a 2 hour work shift for EVERY quilt you enter. We are NOT getting hard nosed like that with you, but we are asking HOW you will volunteer. The committee will explain the various volunteering opportunities/jobs you can do, of which there are many that are not physically challenging, for those of us with health issues. It is very discouraging that only a fraction of our full membership and only a percentage of those who enter quilts actually help to put on the show. Please begin to think of how you are going to contribute to your show.

We are happy to announce that the "Quilts to Go" booth has a chairperson, Fran Mort. Therefore, this booth is a "go", so please begin to think of those quilts you would like to sell.

There was much discussion at our last committee meeting regarding the Boutique and 'garage sale' type items. The committee is excited to have the boutique be full of handmade items for sale. But, we would also like to have a garage sale booth where all proceeds would go to the guild. You will be asked to donate your excess books, magazines, orphan blocks, tools, thread, embellishments, gadgets, etc. that another quilter might enjoy. NO fabric, other than bags of scraps, would be allowed to be sold in the garage sale booth at the show, as we will not go into competition with our vendors, who are very important to a successful show. Most importantly, we need a volunteer, either an individual or a small group, to undertake this task. Please contact me, Linda Wells, [clwells78@gmail.com](mailto:clwells78@gmail.com), if you are interested. This would be a nice boost to your guild's bottom line of workable funds.

Our facility for the quilt show, the Best Western Plus, is MUCH smaller than the Summit. We have gotten used to having almost unlimited space, but now we must rein ourselves in. Therefore, we are going to have to limit the number of total quilts in the show, and the number of quilts each member may submit. Three quilts maximum from each member will be accepted up until 400 quilts have been submitted by March 1<sup>st</sup>. At the March guild meeting we will announce if there is any room for additional quilts and will then accept additional quilts as a group from small groups only with a deadline of April 1. We would want these small group registrations submitted as a group, stapled together. Because of these limiting factors, you will have to make some decisions regarding which quilts you really want to show. Small groups are encouraged to pick and choose special projects as each quilt your group members submits will work towards their three-quilt limit.

Thank you for your help and support! The next quilt show meeting will be on Thursday, September 27, at Kay Nickols' home. Please do not hesitate to contact ANY of your quilt show committee members with questions or comments, and if you want to help!

Linda Wells and Dan Burke

## CCQG Small Groups Open to New Members

Joining or forming a small group is one of the best ways to meet good quilting friends and feel “involved” in YOUR quilt guild! If you have an idea for a group, and need help getting it started, please contact Helen Harrison, small group coordinator. Helen will also have a sign-up sheet at the VP's table for those interested in getting involved in a small group.

Most established small groups have closed memberships because of meeting space restraints and the ongoing projects that they are doing. However, the following is a list of open groups and some additional information about each one. Please use your membership directory for contact information. (Note: this list was up-to-date as of fall, 2011).

**Evening Applique Group** - meets first Monday of the month, 6:30 to 8:30 p.m., at members' homes. Work on own projects. New members would need to know some of the basics of appliqué, though we are very open to sharing ideas/methods. Contact Ellen Mills.

**DAGGERS** - (Daytime Applique Group Generating Encouragement, Raves and Support) - meets the 1<sup>st</sup> Tuesday of every month, 9:30 a.m. to noon, at Rosemary Nester's home in DeWitt. Work on own hand applique projects or other hand work, share ideas and information and Show and Tell. Contact Rosemary Nester.

**Foster Friday** - meets every Friday at Foster Community center from noon to 4:00 p.m., unless the center is closed due to snow or a holiday. Work on own projects, either hand work or people can bring machines. Contact Gayle Cain.

**Lady Fingers** - Meets the 2<sup>nd</sup> Monday of every month at Custom Quilts Shop in Haslett from 10:00 a.m. to noon. Work on own projects, usually hand work. Contact Susan Merkle.

**Lunch Bunch** - Meets on the 1<sup>st</sup> and 3<sup>rd</sup> Mondays of each month at Foster Community Center from 10:30 a.m. - 2:00 p.m., bring lunch, have Show and Tell, work on own projects but sometimes does group activities. Contact Dorothy Jones.

**Pedal Pushers** - meets the 2<sup>nd</sup> Friday of the month during warm weather, April - October, at 10:00 a.m. Meet at a convenient parking spot, bring bikes and ride to area quilt shops. Rides are typically 7-15 miles round trip, and usually have a support van driver in case of problems. Group shops, eats lunch and bikes back to parking area. Contact Jan Gagliano.

**Rainbow Quilters** - meets the 2<sup>nd</sup> Tuesday of each month at Foster Community Center at 6:30 p.m. Currently doing a block exchange (already in progress so may be difficult to join into this activity) and also demonstrating/teaching various types of techniques - the next 3 or 4 mo we will be exploring some of Pat Speth's methods. Contact Ellen Mills.


**Quilty Cats** - Meets the 4<sup>th</sup> Thursday of each month at Foster Community Center, from 6:00 to 8:30 pm. All cat lovers are welcome, work on cat themed projects and other group projects. Contact Dorothy Rowe.

**Scrap Fever** - Meets the 1<sup>st</sup> Tuesday of each month at Foster Community Center from 7:00 to 8:30 p.m., contact Carolyn Solomon or John Putnam.

**Small Group to Dye For** - For those interested in trying different fabric dying techniques. Currently not an active group; however, Coreen is open to restarting the group or starting a new dyeing group if there is interest. Contact Coreen Strzalka.

**Threadbearers of Mason** - Meets second Sunday of each month from 2:30 to 5:30 p.m. at Mason Presbyterian Church, do group projects and work on own projects. Contact Deb Martens or Helen Harrison.

## New Library Items by Rosalyn Chaffin, librarian



**Diamond Quilts and Beyond**  
Jan Krentz


Diamond shapes in many sizes and configurations dazzle the eye in this instructional quilt book.



**Lone Star Quilts and Beyond**  
Jan Krentz

Jan Krentz shows you how to use today's techniques to simplify this intricate design. Rotary cutting saves you time, while imaginative additions such as applique and "designer diamonds" give these Lone Stars

a fresh, updated look.



**Piecefully Amish**  
Connie Kauffman

Solid colors and elaborate quilting are the trademarks of the quilts in this book. General instructions on Amish style quilting are provided.



**1,000 Any-Size Quilt Blocks**

Linda Causee & Rita Weiss

This book not only gives patterns for 1,000 quilt blocks, but the accompanying CD offers each block in six different sizes from 4" to 15".



**Provence Quilts and Cuisine**  
Marie-Christine Flocard and Cosabeth Parriaud

Lose yourself in the magic of Provence! Bring home a bit of France today with this close-up look by two French writers, both devoted quilters and connoisseurs of Provence. Breathtaking photos capture the essence of the region, and quilt projects and Provencal recipes offer ambience and delightful, hands-on activities.



**Heirloom Machine Sewing for Quilters**  
Susan Stewart

Over a dozen sewing techniques are clearly and carefully described and lavishly illustrated with how-to photographs. Learn to incorporate traditional heirloom fabrics: handkerchief linen, batiste, organ-dy, lace, and more into a variety of quilts and quilted projects.

### Custom Quilts &

### Sewing Center

**Customquiltsinc@live.com**

e-mail to sign up for our monthly newsletter and our weekly Sale

[www.quiltsgalor.com](http://www.quiltsgalor.com) (classes & information)

[www.customquiltsinc.com](http://www.customquiltsinc.com) (products)

5676 Okemos Rd Mon, Wed, & Fri 10am - 6pm

Haslett, Mi. 48840 Tues, & Thurs 10am - 8pm

517-339-7581 Sat 10am - 5pm

- We carry the largest selection of Creative Grids in the area. Stop in on a Thursday and catch a demonstration of some of the newest Creative Grids.
- Jump in on our Block of The Month program. This years blocks are standard piecing, and are 16" big and as usual are only \$5.00 a month.
- Let us help you get some of those UFO's done. Bring them in and get them machine quilted at some of the best prices around.
- Stuck on a project? Stop in on Tues. or Thurs. from 5-8 pm and get help or just come in and sew with us. Everyone needs a little company, and its FREE!
- Create your own sale. Be the first to get a cut of fabric on Tuesdays and get 35% off that cut, then that fabric will be on sale for the rest of the day at 30% off for everyone else.
- It's time to start thinking Christmas, so watch for new Tree Skirt ideas and lots of Christmas projects and ideas. Get started now so you have them done for Christmas.

From Quilting Board 7/28/12 :

"During my shop hop today I stopped at Beyond the Thimble in Seatauket and they were so kind to give me Quilter's Tranquilizer--a bag of M&M candy with a note attached. The note read:  
Yellow: Soothes nerves when you want to buy fabric and the shop is closed

Red: Reduces irritation when you cannot find just the right fabric.

Blue: Reduces frustration when your stash is looking a little low.

Brown: Relieves panic attacks when there is no place to hide more fabric.

Orange: Minimizes depression when you cannot get enough time to sew.

Green: Cures the urge to clean house when you could be sewing.

Warning: May contribute to weight gain."


# Come Sew With Us

Get these cool deals while it's hot!





*Sewing Notions*  
**25% Off**

Expires 10/31/12 Cannot be combined with any other offer

*Fabric*  
**25 - 40% Off**

Expires 10/31/12 Cannot be combined with any other offer

*Books and Patterns*  
**30% Off**

Expires 10/31/12 Cannot be combined with any other offer



*Exquisite*  
THREAD!  
**Buy 2 Get 1 FREE**

Expires 10/31/12 Cannot be combined with any other offer




**Grand Rapids**  
3933 Plainfield  
(Across from Long John Silver's)

**616-363-1911**

Toll Free 888-363-1911

**Wyoming**  
5316 Clyde Park Suite E  
(Behind Arnies)

**616-531-4373**

**Muskegon**  
1930 Apple Ave  
(Quarter Apple Mall)

**231-773-8494**

[www.gallsewingvac.com](http://www.gallsewingvac.com)

**Lansing**  
520 Frandor  
(Frandor Mall)

**517-333-0500**

# Hundreds of Bolts of Cotton 30-50% OFF!

## 15<sup>th</sup> Annual Close-Out Sale

For the first two weeks of September, we have hundreds of bolts of cotton on sale. We negotiated great close-outs from all of our major companies.

**September 1<sup>st</sup> - September 15<sup>th</sup>**

**Labor Day Hours: 12-4**  
**East Lansing**

**Country Stitches** 

2200 Coolidge • East Lansing • (517) 351-2416  
Mon, Wed, Thurs, Fri: 10-8 • Tues: 10-6 • Sat: 10-5

**October TINY TREATS**  
**Fall Blooms**  
**9" finished / 9½" unfinished**



This is a fun and easy block!! Use fall colors, light for background, an accent color for corner triangles; light, medium and dark for Yo Yo flowers, green ¼" rick rack for stems and green embroidery floss for leaves and one button.

Background: 1 - 9 ½" square

Accent color: 4 - 2 ½" squares— on wrong side of fabric draw a diagonal line on each one

Yo Yo flowers: 1 - 5" circle (medium)

1 - 4" circle (dark)

1 - 3 ½" circle (light)


On 9 ½" square, place a 2 ½" square on each corner (right sides together) and sew on diagonal line. Trim ¼" away from seam and press corners to show triangles.

Cut rick rack for stems and arrange on top of 9 ½" square (as shown in picture). Stitch through center of rick rack. Using green embroidery floss, embroider leaves using stem stitch (or use your sewing machine to make leaves). See placement on picture.

On yo yo circles fold down and sew a running stitch around edge and pull tight to form gathers. All yo yo's will be used with gathered sides up. Place the light 3 ½" yo yo on top of medium 5" yo yo and attach on stem (as shown in picture) Place the medium 4" yo yo on other stem and attach with button in middle.

You are done! Of course you can change the combination of light, medium and dark for your flower yo yo's. Can't wait to see your blocks.

**November TINY TREATS**  
**Amaryllis Bulb**  
**10" finished / 10½" unfinished**



Cut from light background:

- 4 - 2 7/8" squares - draw a diagonal line on 3 squares.

- 3 - 2 ½" squares

Cut from flower color:

- 3 - 2 7/8" squares

- 5 - 2 ½" squares

Cut from lighter green:

- 4 - 2 7/8" squares - draw a diagonal line on 3 squares

- 2 - 2 ½" squares

Cut from darker green:

- 3 - 2 7/8" squares

- 1 - 2 ½" square

Place right sides together in the following order:

2 background squares (with diagonal line) to 2 flower color squares

1 background square (with diagonal line) to 1 light green square

1 background square (with diagonal line) to 1 dark green square

1 light green square (with diagonal line) to 1 flower color square

2 light green squares (with diagonal line) to 2 flower color squares

2 light green squares (with diagonal line) to 2 dark green squares

Sew ¼" on each side of the diagonal line. Cut on the line.

Lay out the block - note the direction the triangles are slanted.

Sew by rows. Sew the rows together.

Tiny Treats block patterns are provided by Wilma Rhodes and Ellen Mills.



The Capitol City Quilt Guild meets the third Thursday of each month, 7 pm, at Union Missionary Baptist Church, Lansing, MI

**We're on the Web!**  
<http://capitolcityquiltguild.org>

Capitol City Quilt Guild  
 PO Box 26022  
 Lansing, MI 48909



Next Newsletter Deadline: October 1, 2012

## ≈ AREA QUILTING EVENTS ≈

### September 8, 2012

A Harvest of Quilts, quilt show  
 Oscoda Elementary School, Oscoda, MI  
 Contact: [sloanva47@hotmail.com](mailto:sloanva47@hotmail.com)

### September 13-15, 2012

12th Annual Star Quilt Show  
 Longway Planetarium, 1310 E. Kearsley St., Flint, MI  
 Contact: [quilts@sloanlongway.org](mailto:quilts@sloanlongway.org)

### September 18, 2012

Donna Kooistra, lecture and quilt appraisals  
[Quilt Guild of Metro Detroit](http://Quilt Guild of Metro Detroit), Detroit, MI

### September 18-19, 2012

Debra Danko, lecture and workshop  
[Kalamazoo Log Cabin Quilters](http://Kalamazoo Log Cabin Quilters), Kalamazoo, MI

### September 19, 2012

Darlene Zimmerman, lecture and workshop  
 Town Hall Quilt Guild, 5449 Clarkston Rd., Clarkston, MI  
 Contact: [k.mcarthur-nav@sbcglobal.net](mailto:k.mcarthur-nav@sbcglobal.net)

### October 5-7, 2012

West Michigan Quilters' Guild presents [Quilts on the Grand](#)  
 The Delta Plex Arena, Grand Rapids, MI

### October 12-13, 2012

[A Festival of Quilts](#)  
 Dearborn First United Methodist Church, Dearborn, MI  
 Contact: Kirstin Karoub, [kkaroub@gmail.com](mailto:kkaroub@gmail.com)

### October 12-13, 2012

"Our Bountiful Harvest" [Berrien Towne and Country Quilt Guild Show](#)  
 Vineland Center, 1155 Vineland Rd., St. Joseph, MI

### October 24, 2012

Memory Quilts with The Stitching Well, trunk show  
[Evening Star Quilters](#), Davison, MI

More area quilting events listed at: <http://museum.msu.edu/glqc/onlinenewsletter.html>